





















TABEL DE HRĂNIRE

 24H 		Dog weight							
		 1 kg OR  +1/2				 3 kg OR  +1			
DOG ACTIVITY  Normal activity  Activity (+)	(g)		(g)		(g)		(g)		
	22	2/8	13	1/8	51	4/8	31	2/8	
	26	2/8	16	1/8	59	4/8	40	3/8	
	29	2/8	20	1/8	67	5/8	48	4/8	
	 6 kg OR  +1				 10 kg OR  +1				
	(g)		(g)		(g)		(g)		
	86	7/8	66	5/8	126	1+2/8	106	1	
	99	1	80	6/8	146	1+3/8	126	1+2/8	
	113	1+1/8	93	7/8	166	1+5/8	146	1+3/8	

ME = 4239 kcal/kg

 = 240 ml (≈ 106 g)

