

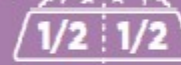


## GHID DE HRĂNIRE

 kg	Greutatea câinelui la vârsta adultă							
	5kg	10kg	15kg	20kg	30kg	40kg	60kg	
  Luni	2	320g	500g	675g	745g	965g	1200g	1305g
	3	375g	605g	820g	970g	1270g	1575g	1920g
	4	400g	655g	885g	1075g	1415g	1755g	2225g
	5	410g	675g	920g	1125g	1495g	1855g	2395g
	6	410g	690g	935g	1155g	1540g	1910g	2505g
	8	410g	695g	940g	1170g	1580g	1960g	2615g
	10	405g	690g	930g	1160g	1580g	1965g	2655g
	12	395g	675g	915g	1140g	1570g	1950g	2660g